

## The consigning advantage

This is the ULTIMATE way to RECYCLE, turn your quality children's outgrown or unused items in to CASH!!! Consignment sales will bring much higher prices than yard sales!

Just imagine not clearing out your garage for a sale or packing up those items for

"ONE OF THESE DAYS WE'RE GOING TO HAVE A YARD SALE",

You price your items then just drop them off (leaving no room to haggle).

You receive **70%** of the selling price from each item sold. There is no way a consignment shop can compare. As a consignor, you will have the chance to shop at the private sale before we open to the public. As a consignor you get to take advantage of our widespread advertising, customer volume and we take care of all the details!

This is a **GREAT** solution!

## Interested in consigning?

### Things you need to know

You will receive **70%** of the selling price from each item sold

To qualify for a consignor's only private sale you must bring a minimum of **30** acceptable items.

There will be a **\$15.00** participation fee (**\$10.00** will be deducted when volunteering as a worker) Consignors checks will be ready on the day you pick-up unsold items. A self addressed stamped envelope is required **ONLY** if you would like your check mailed to you following the sale.

You will need to allow time at drop-off, for filling out paperwork, checking in your items and placing them on the sales floor.

Drop-off will be held for **4** days. Refer to the drop-off chart. Please email, [kjaib4dkdkgoose.com](mailto:kjaib4dkdkgoose.com), for an alternate time. Please understand that we cannot accept broken or damaged toys or clothing that is torn or soiled. Only bring items that you would buy again!

### MORE QUESTIONS???

Visit us online:

[www.dkdkgoose.com](http://www.dkdkgoose.com)

Thank you for your interest.

We hope you'll join us and spread the word !!!


If you do not have web access please call

**(- %\$) 238-3\$) (**

for your Consignor Number by **March 1gt.**



*Duck-Duck-Goose*  
Children's Consignment Event  
PO Box 766  
Leland, NC 28451



*BA^US/BaY Y er Sale*

*? SdUZ \*th - #2tZ*

*(Open daily 10 - 8; Closed Sunday)*

Hosted By:

*;; 00ZZ " 90ZZUR0*

# Tagging Instructions

PLEASE READ CAREFULLY!

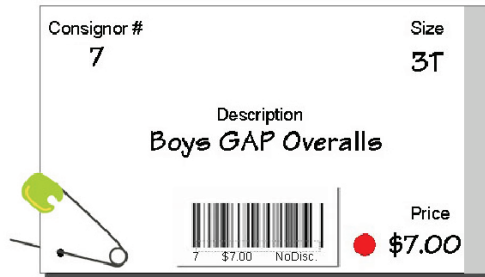
## Hanging

- Clothing must be on hangers with the hook turned left (see diagram)
- Pants, shorts & skirts can be secured hangers using safety pins.
- Clothing sells best when pressed, but buttoned and zippers zipped!
- Please use small hangers on 0-18 m clothing (ask your local dry cleaners for hangers they usually have a recycle bin)



## Tagging

- Use 3"x5" index cards to tag all items.
- Safety pin tag to the right side of each garment (see diagram)
- When tagging books & large equipment place the index card in a zip-loc bag then secure the bag on all sides, using packing tape, to the item. Please leave the bag center tape-free.
- **The format below MUST be followed to make your tags!** (It is not necessary to write out the words size, price, and description.)



YES! The placement of the safety pin is IMPORTANT!  
Place a red dot next to the price if you would NOT like for it to be discounted during the 1/2 price sale.

## Pricing

- A general rule for pricing your item is to figure 30-40% of what you originally paid. The condition of the item will raise or lower that figure.
- Use only whole dollar increments (this means no items under \$1.00).

## Bagging

- Zip-loc bags are great for toys with small parts. Place small pieces in a bag then secure the bag to the toy with packing tape.
- Shoes must be in great condition and be placed in a zip-loc bag with tag placed inside.
- Bags are great for bedding, books, bulk items, accessories, anything that needs to stay together..a bag is a good idea!

## Highlighting

### Are you planning to pick up your unsold items?

To aide in sorting we are asking that ALL consignors planning to pick up their unsold items highlight their cards. Example: if your consignor number begins with the letter "M" then you would use a yellow highlighter creating a band down the right of each index card (notice the shaded area below).

### Highlight using the chart below

A - D	Pink
E - H	Orange
I - N	Yellow
O - S	Green
T - Z	Blue

HINT: use a spare index card to create a straight line.

WE WILL BE LIMITING THE FOLLOWING ITEMS TO YOUR VERY BEST:  
10 onesies & 10 Sleepers (must be in zip-loc bags)  
onesies and sleepers that are bought in a bag should be sold in a bag (ie, gerber, honors, etc.)  
10 pair of shoes per child (sz 13 and under must be in zip-loc bags)  
5 of your best stuffed animals (current characters only)  
All T-shirts and polos MUST be in like new condition.  
**ALL ITEMS MUST BE SEASON APPROPRIATE**



## Shopping Tip

Bring along a laundry basket to use as a shoppingcart.

## Location

Join us this season at the  
.....I bJj YfgJm7 YbHf Y'D'UnU  
near Lowes and Old Navy

## Event Schedule

### Drop-Off

Will be held for 4 DAYS  
please refer to the drop-off chart online

### Consignors Private Sale

March 7<sup>th</sup> at 5pm

(Invitation only, no children under 10 at presale)

### Public Sale

March 8<sup>th</sup>-12<sup>th</sup>

(Closed Sunday)  
10:00am to 8:00pm

### 1/2 Price Sale

Mar 12<sup>th</sup>

10:00am to 8:00pm

### Pick-up or Donate Day

Mar 15<sup>th</sup>


Starting at 12:00pm to 7:00pm

All items not picked up by 7:00pm will be donated

The goal of Duck-Duck-Goose is to provide a wonderful place to find well cared for children's clothing, baby equipment, toys and furniture.

The benefits of joining with other moms to have an event such as this, is to provide a common place to buy

and sell items that have a specific focus— **KIDS!**



Come on and Play!